



# 2022

## Robins Air Force Base Economic Impact Statement





# Robins has \$3.57 billion economic impact on Georgia

**R**obins Air Force Base contributes \$3.57 billion to the Georgia economy, according to the installation's latest economic impact statement. That represents a 6.29 percent decrease in overall impact from the previous year.

Published annually, the statement provides general information about the economic impact the installation has on the state of Georgia.



The report is also distributed to federal, state and local officials.

The fiscal 2022 statement sizes Robins' workforce at 22,636 – a figure that is made up of 14,295 appropriated fund civilians, 5,495 military members and 2,846 other employees, including contract and non-appropriated fund employees.

The statement also says Robins paid out \$1.67 billion in salaries. The largest chunk of that money – \$1.17 billion – went to civilians working on base, while military members accounted for \$474 million. Non-federal civilians and contract employees accounted for just over \$28.8 million.

Additionally, the base awarded \$6.1 billion in contracts during fiscal 2022. In Georgia, the base awarded \$660 million. Of that amount, Georgia firms in Houston and Bibb Counties accounted for 29.1 percent or \$192.31 million.

The analysis also showed the base's utility costs increased by \$4.4 million.





# 2022

## METHODOLOGY

This fiscal year, our financial analysis employed an updated methodology to derive our economic impact. The method used focuses on dollar-based expenditures, or dollars spent, within a 50 mile radius of Robins Air Force Base, unlike the FY 2021 method, which focused on Robins' expenditures statewide. According to Robins AFB financial experts, this methodology provides an accurate description of the installation's regional impact.

PRIOR YEAR IMPACTS	(\$B)
2021	5.46*
2020	3.88
2019	3.38
2018	3.15
2017	2.87
2016	2.86
2015	2.75
2014	2.72
2013	2.86
2012	2.87

\*State methodology used focused on dollar-based expenditures statewide.



## MILITARY

Active Duty	3,168
Non-Active Duty Reserves	2,327
<b>Total</b>	<b>5,495</b>

## APPROPRIATED FUND CIVILIANS

General Schedule	9,345
Federal Wage Board	3,888
Other	1,062
<b>Total</b>	<b>14,295</b>

## OTHERS

Contract Civilians	2,384
Non-appropriated Fund employees	344
Base Exchange	118
<b>Total</b>	<b>2,846</b>

## PAYROLL

(\$M)

Civilian	1,170.5
Military	474.3
Other	28.8
<b>Total</b>	<b>1,673.6</b>





**TOP 10 CONTRACTORS (\$M)**

Boeing	1,366.2
Lockheed Martin	754.9
Northrop Grumman	681.3
Raytheon	410.8
General Atomics	290.8
Rolls-Royce	232.6
Northrop Grumman	204.0
EMD Millipore	136.7
Georgia Tech Applied Research Corp.	107.9
Sierra Nevada Corp.	77.5
<b>Total</b>	<b>4,262.6</b>

**TOP 5 GEORGIA CONTRACTORS BY COUNTY (\$M)**


Cobb	305.5
Houston	181.7
Fulton	133.2
Bibb	10.6
De Kalb	8.6
<b>Total</b>	<b>639.6</b>







CONSTRUCTION COST	(\$ M)
Non-Appropriated Fund	—
Military Construction Program	69.50
Operations & Maintenance/ CSAG	145.46
Subtotal	214.94



OTHER EXPENDITURES	(\$ M)
Locally Produced Goods and Services	221.81
Retail of Non-Local Goods and Services	424.35
Local Travel Spending (TDY)	7.37
Total Expenditures	868.47



## 2022 ECONOMIC IMPACT STATEMENT

### FLIGHT LINE FACILITIES (SQ. YDS)

Aprons	1,319,425
Paved Shoulders	507,486
Taxiways	504,414
Overruns	66,666
Warm-up/Holding Pads	60,816
Dangerous Cargo Pads	27,009
Power Check Pads	4,212
<b>Total</b>	<b>2,490,028</b>

### BUILDINGS NUMBER (SQ. FT.)

Shops/Hangars	115	4,370,872
Warehouses	32	2,944,440
Administrative	39	1,956,579
Other	415	5,126,756
Terminal	2	68,258
<b>Total</b>	<b>603</b>	<b>14,466,905</b>

### UTILITIES CONSUMED (\$M)

Electricity	19.2
Natural Gas	5.9
Propane	0.5
Water	0.6
<b>Total</b>	<b>26.2</b>

